



Opti-myst® Pro 1000 Built-in Electric Firebox

GBF1000-PRO

Impressive flames, completely customizable and versatile.



Easily turn fireplace design concepts into reality with the Opti-myst Pro 1000 Built-in Electric Firebox. Install as a single-sided unit, or remove the included backer panel and convert to a see-through design that opens the view between rooms. The discrete heater completes the functionality and ensures perfect comfort in addition to the dazzling Opti-myst flame and smoke effect.




Opti-myst® Pro 1000 Built-in Electric Firebox

GBF1000-PRO

Shown with backer panel removed, optional glass pane (GBF1000-GLASS), and included front glass kit (FG1000) installed.

Customizable Flame
Shown with slot inserts for a contemporary ribbon of flame.



Customizable Flame
Shown with spacer inserts for a more organic flame.

Optional Pro 1000 Log Kit (CDFILOG-KIT)



120 Volts | 1,460 Watts | 4,981 BTU

Optional Media Kits



CDFI1000-BLKRCK



CDFI1000-RVRCK



CDFI1000-DWSKIT

Features

- Opti-myst® Flame Effect**
Revolutionary ultrasonic technology produces a fine mist to create the illusion of flames and smoke.
- Customizable Flame Width**
Includes spacers and slots for customizable flame width and pattern.
- Single or Double-sided**
Includes removable hi-gloss/reflective backer panel for easy conversion.
- Adjustable Flame Intensity**
Control the desired volume of flame.
- Supplemental Heat**
Includes an effective fan-forced heater to warm up to 400 sq. ft.; Heater heats one side, even with backer panel removed.
- Continuous Water Supply**
Optional plumbed water supply kit (CDFIPLUMB-KIT) provides continuous operation without refilling water tanks.
- Media Options**
Includes media tray that can be customized with any media (not included). Optional inner glow logs also available.
- Crackling Sound Effects**
Enjoy a more complete sensory experience with the sound of natural wood fire.
- Frame, Wire and Finish**
Basic installation requires fewer tradespeople, no gas lines, venting or chimney.

Zero Emissions
The most sustainable fireplace option; no emissions and 100% efficient.

Energy Efficient
Uses low-energy LED lights for low-cost operation.

Sight and Sound Remote
Control the flames, heater and sound at the touch of a button.

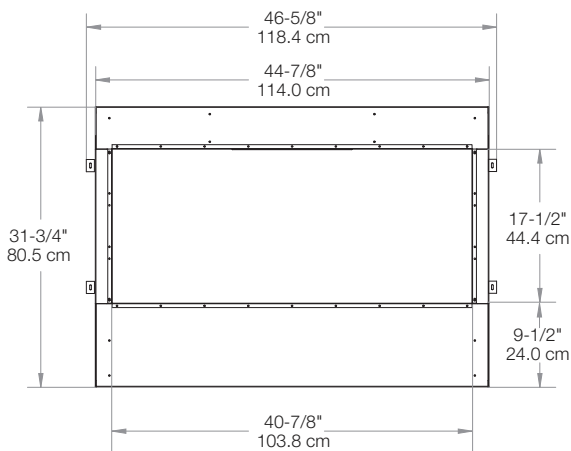
Model #	Description	Lbs/Kg	UPC	Wty.	Carton Dimensions (WxHxD)		Cube	
					inches	cm	Ft³	M³
Package consists of three cartons including (1) Pro 1000 Built-in Firebox, (1) Pro 1000 Cassette and (1) Front Glass Kit.								
CDFI-BX1000	Opti-myst® Pro 1000 Built-in Firebox	37 / 81.4	781052 110618	2 yr.	48-1/2 x 37 x 18-1/8	123.0 x 94.0 x 46.0	18.8	0.53
CDFI1000-PRO	Opti-myst® Pro 1000 Cassette	35 / 15.9	781052 112612	2 yr.	44-1/2 x 13-3/8 x 18-1/8	113.0 x 34.0 x 46.0	6.2	0.18
FG1000	Front Glass Kit	19.6 / 8.9	781052 118379	1 yr.	50-5/8 x 20-7/8 x 5-1/8	128.5 x 53.0 x 13.0	2.9	0.08
CDFILOG-KIT	Pro 1000 Log Kit (2 log sets)	28 / 12.7	781052 104754	1 yr.	23-1/2 x 17-3/4 x 22	60.0 x 45.1 x 55.9	5.3	0.15
CDFI1000-BLKRCK	Black Rock Media	24.2 / 11	781052 121065	1 yr.	(2) 14 x 3-1/4x 6-1/4	(2) 6.34 x 1.44 x 2.82	0.16	0.00
CDFI1000-RVRCK	River Rock Media	23 / 10.4	781052 121072	1 yr.	(2) 14 x 3-1/4 x 6-1/4	(2) 6.34 x 1.44 x 2.82	0.16	0.00
CDFI1000-DWSKIT	Driftwood Media	1.76 / .79	781052 121027	1 yr.	25-1/8 x 5-3/8 x 5-5/8	62.7 x 13.7 x 14.3	0.43	0.01
GBF1000-GLASS	Rear Glass Pane	20.9 / 9.5	781052 116979	1 yr.	50-5/8 x 21-5/8 x 4-7/8	128.5 x 55.0 x 12.5	2.9	0.08
CDFIPLUMB-KIT	Plumb Kit	0.7 / .32	781052 103221	1 yr.	15-1/2 x 3-1/2 x 6-1/2	39.4 x 8.9 x 16.5	0.2	0.01

Opti-myst® Pro 1000 Built-in Electric Firebox

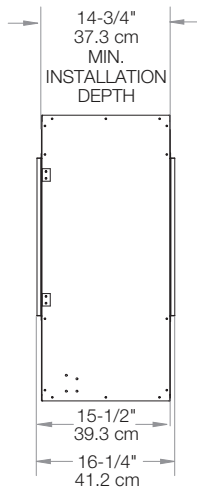
GBF1000-PRO

Product Dimensions:

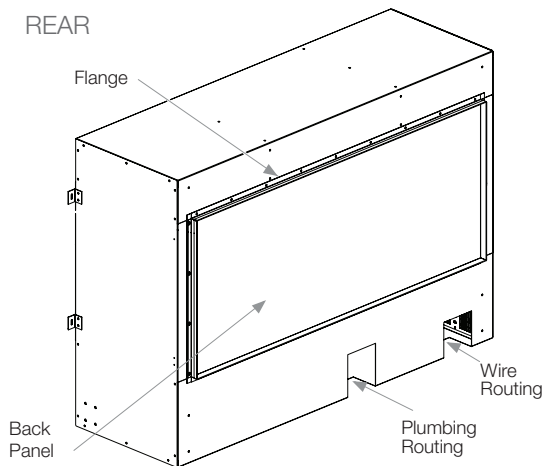
FRONT



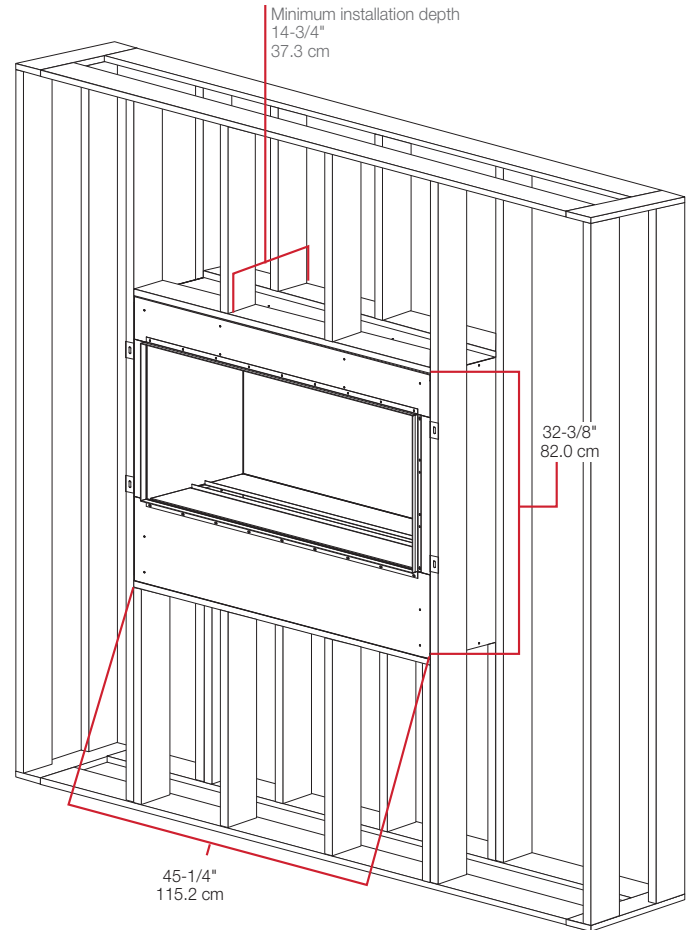
SIDE



REAR



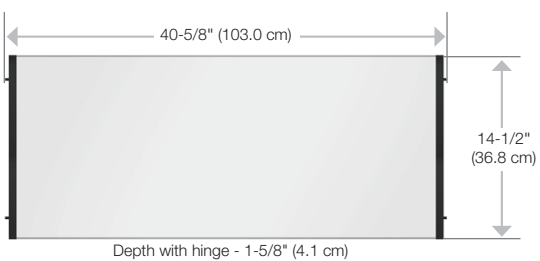
Framing Dimensions:



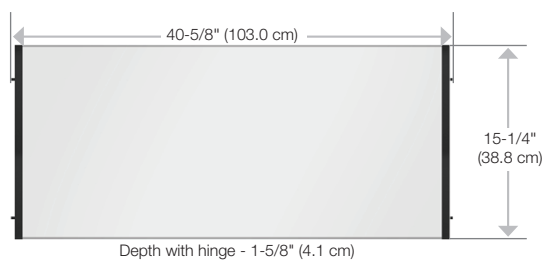
Bluetooth Receiver

Must be connected for operation. Can be recessed inside the wall or installed for remote control accessibility.

FRONT GLASS KIT - FG1000



OPTIONAL REAR GLASS PANE - GBF1000-GLASS



Remote Control