

The **Optimyst**® Family of Electric Fireplaces



Experience Better Living.

An orange circular logo containing the text 'Optimyst Family' in white, sans-serif font.

Optimyst
Family



Optimyst® Family

Where water becomes fire.

Featuring **Optimyst**® technology.

Available
in 46, 66 &
86 inch
widths



Featuring **Optimyst**® technology.

The world's most realistic 3D electric flame effect, patented by Dimplex. This unique flame effect is generated by an innovative combination of water vapor and light.

Optimyst® Linear



Key Benefits



Breathtaking Ambience

Optimyst® delivers a world class electric fireplace experience that flawlessly imitates true flames and smoke.



Clean & Sustainable

Optimyst requires no fuel or venting as it runs on water and electricity and uses reduced energy for heating.



Unparalleled Experience

You'll have a completely unique fire experience through personalization options; no flame shape is the same.



Comfort\$aver Heating

On-demand supplemental heating for up to 1,000 sq. ft. with the option to turn the heat off and enjoy flames year-round.



Slim Design

A zero-clearance firebox with a slimmer 12" deep design.



Smart Self-Diagnostics

Have peace of mind with the self-diagnosing module that makes fixing issues simple, backed by a 2-year warranty.



Continuous Water Supply

Designed to connect to main water line providing continuous operation. Accessory plumbing kit is available.

Slim Design

Crackling Sound Effects

Custom Color Creations

Comfort\$aver® heating system

Optimyst® Flame Effect


Hidden Touch controls



Acrylic Crystals and Driftwood media

Fully-Sealed Glass

Continuous Water Supply



Optimyst Linear Fireplace includes Acrylic Crystals and Driftwood media



Total Control

For ultimate control of your fireplace, use the Dimplex Flame Connect App. You can also use the included remote control or hidden control panel.



Available
in 40 &
60 inch
widths

Featuring **Optimyst**® technology.

The world's most realistic 3D electric flame effect, patented by Dimplex. This unique flame effect is generated by an innovative combination of water vapor and light.

Optimyst® Pro Box



Key Benefits



Captivating Ambiance

Optimyst® delivers a world class electric fireplace experience that flawlessly imitates true flames and smoke.



Clean & Sustainable

Optimyst Pro Box requires no fuel or venting as it runs on water and electricity and uses reduced energy for heating.



Seamless Design

The pre-built box simplifies the installation without compromising on design.



Supplemental Heat

Discrete heater includes an effective fan-forced heater to warm up to 400 sq. ft.



Adaptable Flame Shape

Includes spacers and slots for customizable flame width and pattern.



Single or Double-sided

Add a glass panel for easy conversion to a see-through unit (glass sold separately).



Continuous Water Supply

Designed to connect to main water line providing continuous operation. Accessory plumbing kit is available.



Customizable Ember Bed

Create any look you desire by adding your favorite ember bed to the included tray (ember bed not included). Optional inner glow log set also available.

40" Optimyst Pro Box




Optimyst® Pro 1000 Built-in box



Optimyst® 1000 Cassette

Customizable Flame

Shown with spacer inserts for an organic flame.



Tempered Front Glass Kit


60" Optimyst Pro Box



Optimyst® Pro 1500 Built-in Box



Optimyst® 1000 Cassette



Tempered Front Glass Kit



Optimyst® 500 Cassette



Sight and Sound Remote

Control the flames, heater and sound at the touch of a button.



Available
in 20 &
40 inch
widths

Featuring **Optimyst**® technology.

The world's most realistic 3D electric flame effect, patented by Dimplex. This unique flame effect is generated by an innovative combination of water vapor and light.

Optimyst® Cassette



Key Benefits



Stunning Atmosphere

Optimyst® delivers a world class electric fireplace experience that flawlessly imitates true flames and smoke.



Clean & Sustainable

Optimyst Cassette requires no fuel or venting as it runs on water and electricity.



Limitless Installation

With endless possibilities build the ideal fireplace in any location, bringing your dream design to life.



Modular Design

Connect multiple cassettes together to achieve the desired length or design for custom installations impossible to accomplish with gas fires.



Adaptable Flame Shape

Includes spacers and slots for customizable flame width and pattern.



Continuous Water Supply

Designed to connect to main water line providing continuous operation. Accessory plumbing kit is available.



Customizable Ember Bed

Create any look you desire by adding your favorite ember bed to the included tray (ember bed not included). Optional inner glow set also available.



Optimyst® 500 Cassette



Optimyst® 1000 Cassette



Sight and Sound Remote

Control the flames and sound at the touch of a button.

Optimyst Fireplace Comparison



Fireplace Series	Optimyst® Linear	Optimyst® Pro Built-in Fireplace	Optimyst® Built-in Cassette
Size	46", 66", 86"	40", 60"	20", 40"
Ember Bed	Lifelike Driftwood with Acrylic Crystals		
Flame Color Themes Brightness	8 Themes Adjustable Brightness		
Top Light	•		•
Flame Effect	Optimyst® Flame effect	Optimyst® Flame effect	Optimyst® Flame effect
Flame Technology	Optimyst®	Optimyst®	Optimyst®
Crackling Sound Effect	•	•	•
Flame Only Mode	•	•	•
Air Circulation	•		
Heat Operation	ComfortSaver® heating system	Supplemental heating	Heat-free (Optional Heater Accessory available)
Heating Range	1000 sq. ft.	400 sq. ft.	
Heat Disable	•	•	
Built-in Thermostat	•		
Wiring Type	Direct wire (120V Plug Kit Sold Separately)	Direct-wire (120V Plug kit sold separately)	Direct-wire (120V Plug kit sold separately)
Volts	120 240	120	120
Watts	46" = 1220 920 66" = 1480 2180 86" = 1020 (flame only) 2400	40" = 1460 60" = 1490	230 460
BTU	46" = 4163 6551 66" = 5050 7438 86" = 3480 (flame only) 8189	40" = 4984 60" = 5087	20" = 785 40" = 1569
Operating Controls	Hidden touch controls Remote	Membrane controls Remote	Membrane controls Remote
Flame Connect App	•		
Self Diagnostics	•		
Display	•		
Timer	•		
Installation Options	Fully recessed	One-sided or Double-sided	Fully customizable
Direct Plumbing	Hard Plumb	Hard Plumb Refillable Bottles	Hard Plumb Refillable Bottles
Optional Accessories	Plumb Kit, Plug Kit	Plumb Kit, Plug Kit, Logs, Black Rock, River Rock, Driftwood, Rear Glass	Plumb Kit, Plug Kit, Logs, Black Rock, River Rock, Driftwood, Heater
Warranty	2-year parts and service	2-year parts and service	2-year parts and service
Dimensions (WxHxD)	46" (OLF46-AM) 47-1/2 × 31-1/2 × 11-7/8 in 120.6 × 80.0 × 30.0 cm 66" (OLF66-AM) 67-1/2 × 31-1/2 × 11-7/8 in 171.4 × 80.0 × 30.0 cm 86" (OLF86-AM) 87-1/2 × 31-1/2 × 11-7/8 in 222.2 × 80.0 × 30.0 cm	40" (GBF1000-PRO) 44-7/8 × 31-3/4 × 16-1/4 in 114.0 × 80.6 × 41.3 cm 60" (GBF1500-PRO) 65-1/8 × 31-3/4 × 16-1/4 in 165.4 × 80.6 × 41.3 cm	20" (CDFI500-PRO) 20-1/8 × 9-7/8 × 12 in (0.9 × 25.1 × 30.3 cm) 40" (CDFI1000-PRO) 40-1/8 × 9-7/8 × 12 in 101.7 cm x 25.1 cm x 30.3 cm
Viewing Dimensions (WxH)	46" (OLF46-AM) 44-1/4 × 14-3/8 in 112.4 × 36.3 cm 66" (OLF66-AM) 64-1/4 × 14-3/8 in 163.1 × 36.3 cm 66" (OLF66-AM) 84-1/4 × 14-3/8 in 213.8 × 36.5 cm	40" (GBF1000-PRO) 37-3/4 × 16-1/4 in 96.0 × 41.3 cm 60" (GBF1500-PRO) 58 × 16-1/4 in 147.4 × 41.3 cm	



Scan for more information on dimensions, accessories, technical details.